

INOX *IT*

2011

Italiano
English

IKTA

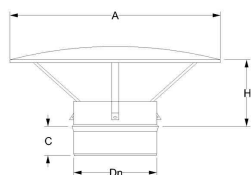


IKTA

INOXKIT

IKCAIS..

TERMINALE CINESE MONOPARETE INOX

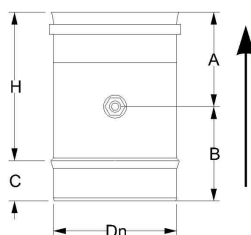


RAIN CAP SINGLE WALL - STAINLESS STEEL

Dn	80	100	110	120	125	130	140	150	160	180	200	220	250	300	350	400
H	130	130	150	150	150	150	170	170	170	200	200	200	270	270	240	240
A	200	200	250	250	250	250	300	300	300	400	400	400	500	500	720	720
B	54	54	54	54	54	54	54	54	54	54	54	54	54	54	54	54

IKPF..

ELEMENTO PRELIEVO FUMI CON MANICOTTO FILETTATO
MONOPARETE INOX AISI 316L



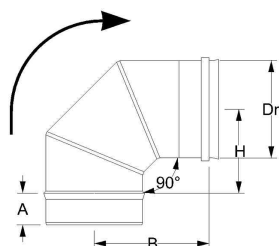
FUMES TEST SECTION WITH THREADED SLEEVE SINGLE WALL -
STAINLESS STEEL AISI 316L

EN 1856-1 T200 P1 W V2 L50040 O30

Dn	80	100	110	120	125	130	140	150	160	180	200	220	250	300
H	190	190	190	190	-	190	190	190	190	190	190	190	190	190
A	120	120	120	120	-	120	120	120	120	120	120	120	120	120
B	124	124	124	124	-	124	124	124	124	124	124	124	124	124
C	54	54	54	54	-	54	54	54	54	54	54	54	54	54

IKGA90S..

CURVA 90° T.I.G. MONOPARETE INOX AISI 316L



90° FIXED BEND T.I.G. SINGLE WALL - STAINLESS STEEL AISI 304

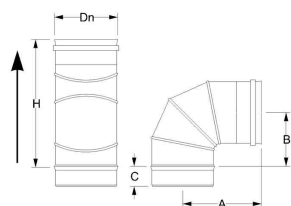
EN 1856-1 T200 P1 W V2 L50040 O30

EN 1856-2 T600 N1 W V2 L50040 G

EN 1856-2 T600 N1 D V2 L50040 G500

Dn	80	100	110	120	125	130	140	150	160	180	200	220	250	300
H	80	95	100	100	-	105	105	110	125	130	135	170	180	200
A	54	54	54	54	-	54	54	54	54	54	54	54	54	54
B	130	145	150	150	-	155	155	160	175	180	185	220	250	300

IKGAGIR..



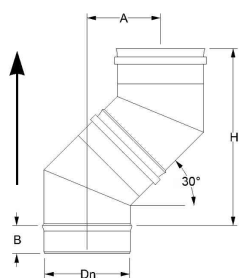
CURVA MONOPARETE GIREVOLE CON GUARNIZIONE MONOPARETE
- INOX AISI 316L

0° - 90° ADJUSTABLE BEND SINGLE WALL - STAINLESS STEEL AISI 304

EN 1856-1 T200 P1 W V2 L50040 O30

Dn	80	100	110	120	125	130	140	150	160	180	200	220	250	300
H	200	230	250	250	250	260	260	260	285	310	315	380	465	500
A	165	170	175	180	180	185	190	195	200	205	210	265	300	340
B	115	120	125	130	130	135	140	145	150	155	160	210	255	270
C	54	54	54	54	54	54	54	54	54	54	54	54	54	54

IKGA30S10



CURVA 30° MONOPARETE INOX AISI 316L

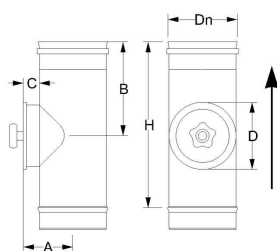
30° FIXED BEND SINGLE WALL - STAINLESS STEEL AISI 316L

EN 1856-1 T200 P1 W V2 L50040 O30

EN 1856-2 T600 N1 W V2 L50040 G

EN 1856-2 T600 N1 D V2 L50040 G500

IKISPSS..



TUBO CON PORTELLO DI ISPEZIONE TONDO MONOPARETE INOX
AISI 316L

SECTION WITH ROUND TEST POINT SINGLE WALL - STAINLESS
STEEL AISI 316L

EN 1856-1 T200 P1 W V2 L50040 O30

Dn	80	100	110	120	125	130	140	150	160	180	200	220	250	300	350	400
H	190	190	270	270	270	270	270	270	270	440	440	440	440	440	440	440
A	70	80	85	90	92	95	100	105	110	120	130	140	155	180	205	230
B	120	120	162	162	162	162	162	162	162	247	247	247	247	247	247	247
C	30	30	30	30	30	30	30	30	30	30	30	30	30	30	30	30
D	80	100	120	120	130	130	140	150	160	180	200	200	200	200	200	200

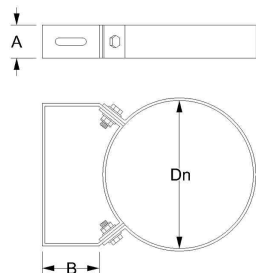


ACCESSORI

ACCESSORIES

INOXIT

IKCOLSS..

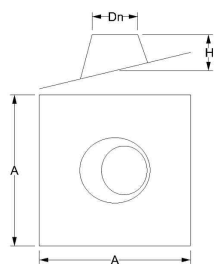


COLLARE A MURO INOX

WALL BRACKET IN STAINLESS STEEL

Dn	80	100	110	120	125	130	140	150	160	180	200	220	250	300	350	400
A	40	40	40	40	40	40	40	40	40	40	40	40	40	40	40	100
B	50	50	50	50	50	50	50	50	50	50	50	50	50	50	50	50

IKFPS5S..



FALDALE REGOLABILE 5/30 INOX DN 80 CON BASE ALLUMINIO
SENZA/FASC ANTINTEMP

flashing adjustable 5°-30° inox DN 80 with base in alluminium without
storm collar

Dn	80	100	110	120	125	130	140	150	160	180	200	220	250	300	350	400
H	120	120	130	130	150	150	150	150	160	170	180	210	210	230	200	200
A	370	400	400	450	450	450	450	450	450	500	600	600	600	650	700	700



INOX KIT s.r.l. BAGNACAVALLO

Via Libeccio 9/11 - 48012 Bagnacavallo (RA)

Tel. 0545 62475

Fax 0545 926575

info@inoxkit.it

INOX KIT s.r.l. MISANO

Via Cella Raibano 31 - 47843 Misano Adriatico (RN)

Tel. 0541 694237

Fax 0541 425874

misano@inoxkit.it

INOX KIT s.r.l. SAN LAZZARO di SAVENA

Via Caselle 71/A - 40068 San Lazzaro di Savena (BO)

Tel. 051 462373

Fax 051 6274534

bologna@inoxkit.it

